

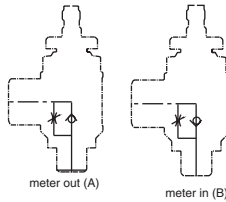
**Input Pressure:** 150 psig max.

**Mounting:** Directly into #10-32 port

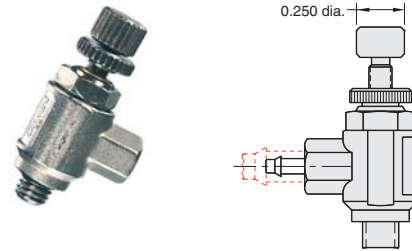
**Ports:** Rotating input port allows 360° positioning #10-32 port

**Flow Direction:** Arrow on valve body shows direction of controlled flow

**Adjustment:** Screwdriver slot; slotted knurled knob with lock nut on #10-80 threaded needle shaft for fine adjustment; or recessed slotted needle

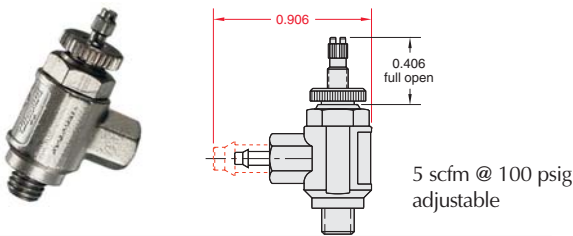


## #10-32 Valves, Knurled Knob



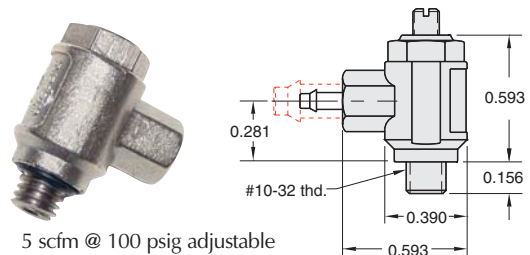
Part No.	Description
<b>MFC-3AK</b>	Meter Out Control Valve, #10-32 Female Side Port
<b>MFC-3AK1</b>	Meter Out Control Valve, 1/16" Barb Side Port
<b>MFC-3AK2</b>	Meter Out Control Valve, 1/8" Barb Side Port
<b>MFC-3BK</b>	Meter In Control Valve, #10-32 Female Side Port
<b>MFC-3BK1</b>	Meter In Control Valve, 1/16" Barb Side Port
<b>MFC-3BK2</b>	Meter In Control Valve, 1/8" Barb Side Port

## #10-32 Valves, Screwdriver Slot



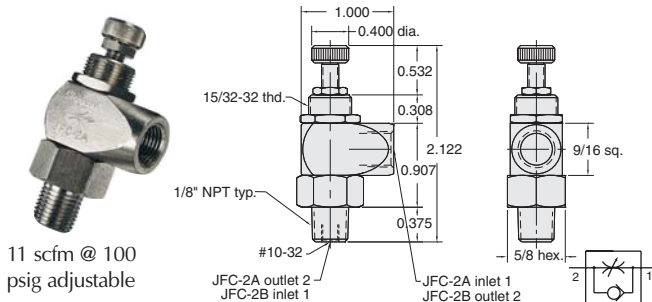
Part No.	Description
<b>MFC-3A</b>	Meter Out Control Valve, #10-32 Female Side Port
<b>MFC-3A1</b>	Meter Out Control Valve, 1/16" Barb Side Port
<b>MFC-3A2</b>	Meter Out Control Valve, 1/8" Barb Side Port
<b>MFC-3B</b>	Meter In Control Valve, #10-32 Female Side Port
<b>MFC-3B1</b>	Meter In Control Valve, 1/16" Barb Side Port
<b>MFC-3B2</b>	Meter In Control Valve, 1/8" Barb Side Port

## #10-32 Valves, Recessed Needle



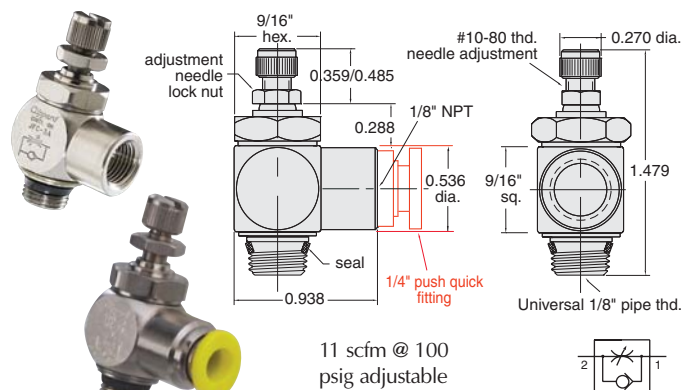
Part No.	Description
<b>MFC-3AR</b>	Meter Out Control Valve, #10-32 Female Side Port
<b>MFC-3AR1</b>	Meter Out Control Valve, 1/16" Barb Side Port
<b>MFC-3AR2</b>	Meter Out Control Valve, 1/8" Barb Side Port
<b>MFC-3BR</b>	Meter In Control Valve, #10-32 Female Side Port
<b>MFC-3BR1</b>	Meter In Control Valve, 1/16" Barb Side Port
<b>MFC-3BR2</b>	Meter In Control Valve, 1/8" Barb Side Port

## 1/8" NPT Control Valves, Knurled Knob



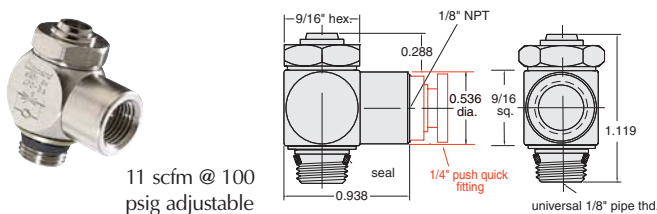
Part No.	Description
<b>JFC-2A</b>	Meter Out Control Valve, 1/8" NPT
<b>JFC-2B</b>	Meter In Control Valve, 1/8" NPT

## 1/8" NPT Valves, Knurled Knob



Part No.	Description
<b>JFC-3A</b>	Meter Out Control Valve, 1/8" NPT
<b>JFC-3B</b>	Meter In Control Valve, 1/8" NPT
<b>JFC-3AP08</b>	Meter Out Control Valve, 1/4" Push-Quick Fitting
<b>JFC-3BP08</b>	Meter In Control Valve, 1/4" Push-Quick Fitting

## 1/8" NPT Valves, Recessed Needle



Part No.	Description
<b>JFC-3AR</b>	Meter Out Control Valve, 1/8" NPT
<b>JFC-3BR</b>	Meter In Control Valve, 1/8" NPT
<b>JFC-3ARP08</b>	Meter Out Control Valve, 1/4" Push-Quick Fitting
<b>JFC-3BRP08</b>	Meter In Control Valve, 1/4" Push-Quick Fitting